

Polaris District, Long Beach Area Council, BSA

District Committee Meeting Agenda

October 19, 2011

7:00 pm

- | | |
|---|---------------------------------------|
| I. Call to Order | John Diatalevi, <i>District Chair</i> |
| II. Introductions | |
| III. Finance | |
| a) Current Status | Lauren Ansorge |
| b) How do we get to Silver? | |
| IV. Unit Service | Steve Richard |
| a) Current Status | |
| b) How do we get to Silver? | |
| V. Membership | John Giese |
| a) Current Status | |
| b) How do we get to Silver? | |
| VI. Program | Richard Downing
Gary Hauser |
| a) Training – how do we get to Silver? | |
| b) Activities – | |
| c) Advancement – how do we get to Silver? | Leo Najera |
| d) Camping – how do we get to Silver? | Fred Burks |
| VII. Strategies, Planning, New Initiatives | All |
| a) Special Presentation | |
| b) Action plans _____ | |
| _____ | |
| _____ | |
| VIII. Adjournment | |
| IX. Next Meeting – November 16, 2011 Lakewood Village Community Church 7:00 pm | |

Upcoming Events

October 21, 22	Training Courses		
October 28, 29	Cub-BOO-Ree	5:00 pm	WJR
November 5	Trade-O-Ree	CANCELED	
November 10	Roundtable	7:00 pm	WJR
November 12	Safety Training Day	8:00 am	WJR
November 12	Scouting for Food collection	9:00 am	Burns Center
November 16	Polaris District Meeting	7:00 pm	LVCC
November 19	Popcorn Pick up	8:00 am	---
November 25	10 Commandments Hike	9:00 am	Los Altos area
December 3	Friends of Scouting Breakfast	TBA	
December 8	Roundtable	7:00 pm	WJR
December 14 (EARLY?)	Polaris District Meeting	7:00 pm	LVCC

December 23 – 26 **OFFICE CLOSED**

December 27 – January 2 **SCOUT SHOP CLOSED**

Marc's School Schedule:

August 22 – December 1 Mondays and Thursdays 6pm to 9pm USC

Polaris District – Long Beach Area Council

Journey to Excellence, measured on Oct 19, 2011

Finance

		Bronze	Silver	Gold
❖	1. Friends of Scouting: \$82,340	← \$90,000	\$99,000	\$112,000

Membership

❖	2. Membership: 1,165	← 1235	1271	1296
❖	3. Retention Rate: 73.1%	62%	→ 68%	75%

Unit Service

❖	4. Commissioner Visits: 6	← 6	6	6
❖	% of Units Logged: 7%	← 25%	35%	50%

Training

❖	5. Direct Contact Leaders: 33.1%	← 40%	60%	80%
---	----------------------------------	-------	-----	-----

Advancement

❖	6. Cub Scouts: 82.6%	40%	55%	→ 75%
❖	Boy Scouts: 47.4%	→ 45%	55%	65%

Camping

❖	7. Cub Scouts: 12%	← 17%	30%	50%
❖	Boy Scouts: 45.5%	→ 45%	60%	75%

Big Picture Items

❖	8. Unit JTE Performance: TBD	← 60%	65%	70%
❖	9. Nominating Committee: no	← YR	10%	60%
❖	10. District Committee: 7	8	9	→ 10
❖	11. District Leadership:	YPT	10%	→ 60%
❖	12. Chartered Org Visits: TBD	→ once each		

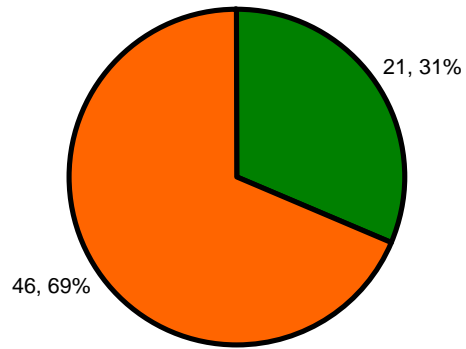
Polaris District FOS Report

Campaign	Chair	2011 Campaign Goal	Y-T-D Pledged	% of Goal	Last Year
<i>Polaris - VACANT Finance Chair</i>					
Leadership	John Diatalevi	\$4,000	\$7,958	199.0%	\$7,818
Community	Vacant	\$6,000	\$2,949	49.1%	\$4,591
Family	Lauren Ansortge	\$45,000	\$33,710	74.9%	\$41,576
LDS Cerritos	Jerry Fisher	\$15,000	\$16,206	108.0%	\$13,435
LDS LB East	Roland Spongberg/Randy Johnson	\$20,000	\$21,517	107.6%	\$21,597
Total		\$90,000	\$82,340	91.5%	\$89,017

10/19/2011 10:21

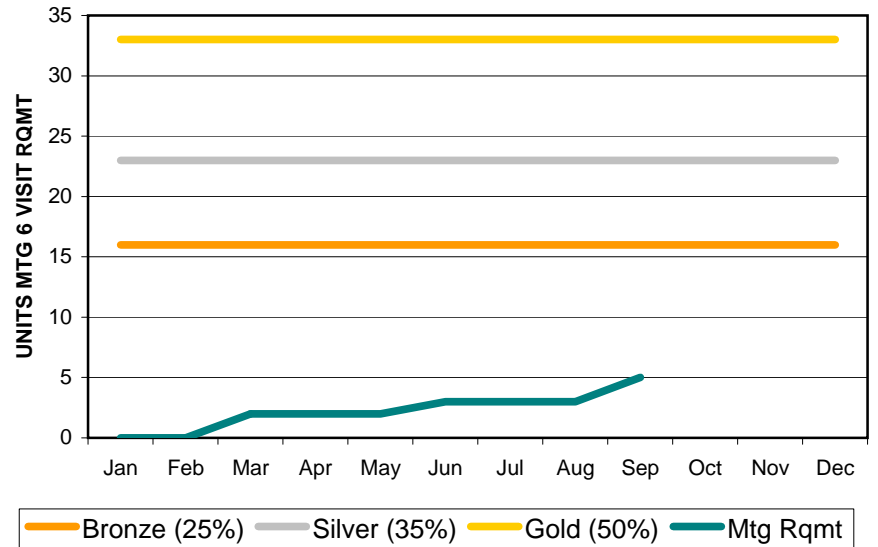
DISTRICT COMMISSIONER METRICS - 2011

Units Visited



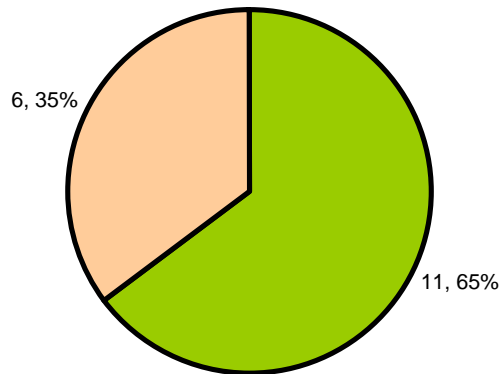
■ Units Visited ■ Units Not Visited

Unit Service - JTE Status



— Bronze (25%) — Silver (35%) — Gold (50%) — Mtg Rqmt

Commissioners Using Visit Tracking Tool

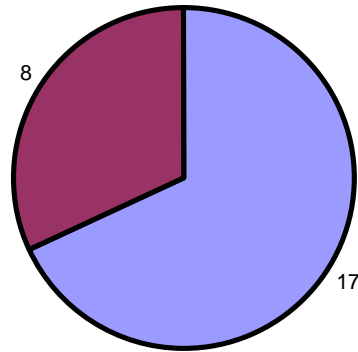


■ Comm Entering Visits ■ Comm W/No Entries

	<u>UNITS</u>
Units Meeting 6 Visit Rqmt	5
Units with 5 Visits	0
Units with 4 Visits	1
Units with 3 Visits	3
Units with 2 Visits	6
Units with 1 Visits	6

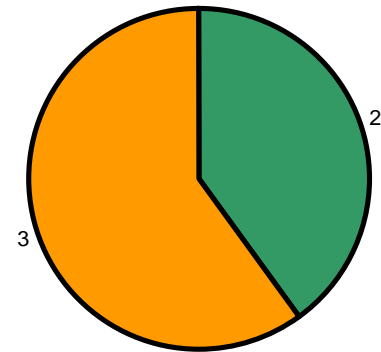
DISTRICT COMMISSIONER METRICS - 2011

Polaris District Commissioner Status



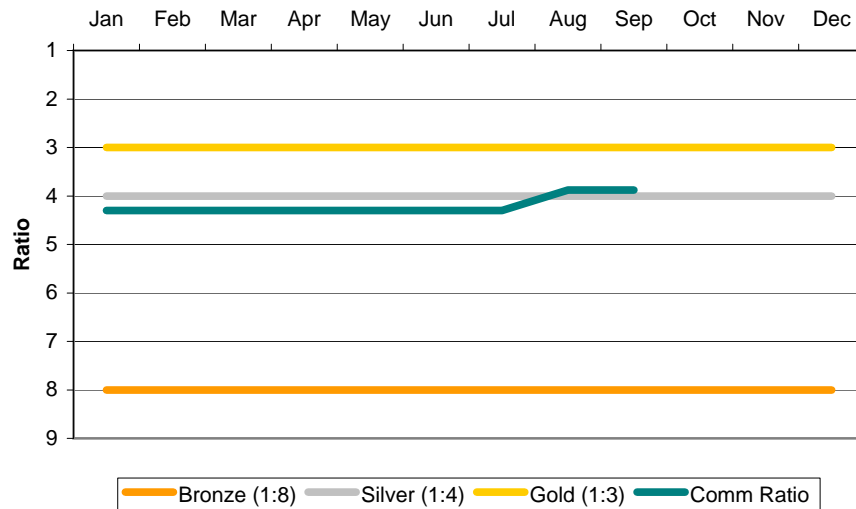
■ Polaris Commissioners ■ Polaris Commissioners Needed

Polaris Asst District Commissioner Status



■ Asst District Commissioners ■ Asst District Commissioners Needed

Polaris Commissioner Ratio to Units - JTE Status



— Bronze (1:8) — Silver (1:4) — Gold (1:3) — Comm Ratio

01 Polaris

Membership by Program for October, 2011 as of 10/19/2011 11:29:50 AM

Program	Youth This Year	Youth Last Year	Youth Diff.	Youth % Gain	Units This Year	Units Last Year	Units Diff.	Unit % Gain
<u>Cub Scouting</u>	449	484	-35	-7.2	23	24	-1	-4.2
<u>Boy Scouting</u>	580	565	15	2.7	33	32	1	3.1
<u>Venturing</u>	136	149	-13	-8.7	12	14	-2	-14.3
Total Traditional	1,165	1,198	-33	-2.8	68	70	-2	-2.9
<u>LFL</u>	0	0	0	0	0	0	0	0
Total	1,165	1,198	-33	-2.8	68	70	-2	-2.9

Unit # Pack	Start 8/31/2011	Current 10/19/2011	Total Recruited 2011
23	28	34	6
67	39	51	12
75	36	36	0
81	34	34	0
107	9	7	(2)
134	38	46	8
140	10	10	0
208	28	32	4
247	21	24	3
303	19	20	1
360	21	23	2
371	37	45	8
Totals	320	362	42
Troop			
65	57	58	1
67	55	55	0
75	73	73	0
111	16	16	0
134	38	38	0
140	25	25	0
170	11	11	0
212	66	66	0
242	14	16	2
303	9	11	2
371	38	37	(1)
Totals	402	406	4
Crew			
65	7	7	0
181	9	9	0
228	59	77	18
854	4	4	0
Totals	79	97	18
Sub Total 1	801	865	64

Schools Covered

Twain, LVCC
 St. Cyprian, Gompers
 Bethany, Lkwd Christian
 Lindstrom, Bragg
 Foster
 Cleveland, Monroe
 MacArthur, St. Timothy
 Madison, Riley
 St. Pancratius, Holmes, Collins
 Woodruff, Jefferson, Pyle, Washington, Ramona
 Williams, ILC
 St. Dominic Savio, Lewis

Schools Not Covered

Valley Christian Elementary
 Adventist Union School
 Pioneer Christian Schools
 St Bernard's Elementary
 Southland Christian Academy
 Wonderland School

Adult Training Statistics Report

Report: 162 v6.01
 Date: 10/18/2011
 Time: 01:10:33

Polaris

Page 1 of 1

 --Selected Options--

Effective Date: 10/18/2011

Stop Level: District

Polaris

Program	Position	Total Registered	Total Trained	% Trained	Total Untrained	% Untrained	Youth Protect. Trained	% Youth Protect. Trained
Tiger Cubs	Tiger Cub Den Leader	12	4	33	8	67	11	92
Cub Scouts	Asst. Den Leader	9	3	33	6	67	7	78
	Den Leader	41	12	29	29	71	36	88
Webelos	Assistant Webelos Leader	6	0	0	6	100	6	100
	Webelos Leader	18	3	17	15	83	16	89
Cub Scouting	Assistant Cubmaster	8	3	38	5	63	8	100
	Committee Chairman	23	5	22	18	78	19	83
	Cubmaster	23	10	43	13	57	19	83
	Chartered Organization Rep.	23	3	13	20	87	18	78
	Committee Member	129	15	12	114	88	60	47
	ScoutParents Unit Coordinat	1	0	0	1	100	1	100
	Pack Trainer	3	0	0	3	100	3	100
Boy Scouts	Leader of 11-Year-Old Scout	3	1	33	2	67	1	33
	Committee Chairman	23	10	43	13	57	17	74
	Chartered Organization Rep.	23	4	17	19	83	17	74
	Committee Member	276	69	25	207	75	203	74
	Assistant Scoutmaster	105	33	31	72	69	82	78
	Scoutmaster	23	13	57	10	43	21	91
Varsity Scouts	Committee Chairman	10	5	50	5	50	6	60
	Chartered Organization Rep.	10	1	10	9	90	9	90
	Committee Member	46	19	41	27	59	36	78
	Assistant Varsity Coach	7	0	0	7	100	5	71
	Varsity Scout Coach	10	1	10	9	90	8	80
Venturers	Committee Chairman	12	4	33	8	67	8	67
	Chartered Organization Rep.	12	4	33	8	67	11	92
	Committee Member	75	18	24	57	76	38	51
	Venturing Crew Assoc. Advis	29	9	31	20	69	24	83
	Venturing Crew Advisor	12	3	25	9	75	7	58
	ScoutParents Unit Coordinat	2	0	0	2	100	1	50
Polaris Sub Totals:		974	252	26	722	74	698	72

 -- End of Report --

Report: 0130 v 6.03

Date: 10/18/2011

Time: 10:28:31

Polaris

District Advancement Report

Business month: 10/2011

Page 4 of 7

Advancement Summary

Boy Scout Ranks	MTD	YTD
Tenderfoot	3	69
Second Class	0	52
First Class	0	46
Star	0	47
Life	2	39
Eagle	0	22
Total:	5	275

Cub Scout Ranks	MTD	YTD
Tiger Cub	0	50
Bobcat	0	63
Wolf	0	67
Bear	0	47
Webelos Award	0	52
Arrow of Light	0	92
Total:	0	371